


external Wiring Alarm-System


Sensor 3




Sensor 4



Sensor 5




Sensor 6




Sensor 7




Sensor 101




Sensor 102




Sensor 103




Sensor 104




Sensor 105




Sensor 106



Sensor 107



Sensor 108



Sensor 16 is internally noise-Detektor

Speaker



Ext. 2. Micro

Telephone-Line



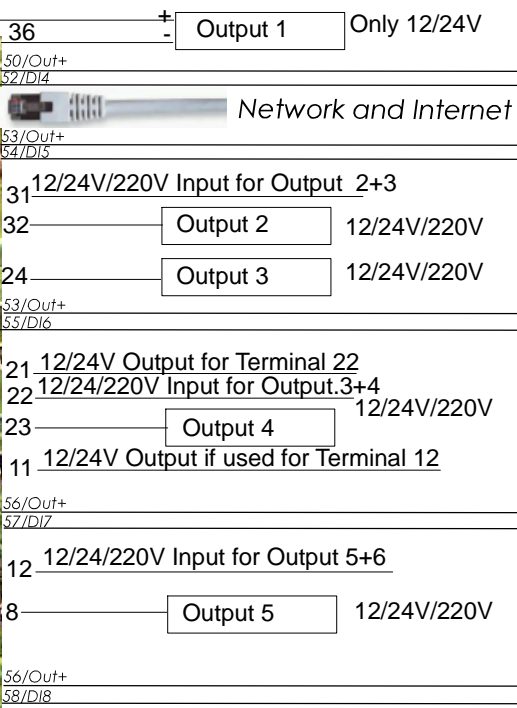
220V AC Line (only switch one Phase)



Ext. Alarm-Signal 220V (Output 6)




Battery-Backup internally wired




Sensor 9




Sensor 10




Sensor 11




Sensor 12



Sensor 13



Sensor 14



12V Power Supply

12V Power Supply

12V Power Supply

12V Power Supply

12V Power Supply

12V Power Supply

62 or 83/+5V 63/A14

59/+5V 61/A13

91 92

89 2.Mic + 90 2.Mic -

37/(+10-30V) 38/(-10-30V)

93/Tele+ 94/Tele-

9pin Canon-plug 95/+5V Charging

12(12V/24V/220V in)

11(12V Output) 9 (Minus)

7(12V/24V/220V out)

1 (12V Out) 2(12V/24V/220V in)

3/R/C Out 4/Minus

74/+5V 75/Signal

74/+5V 76/Signal

77/+5V 78/Signal

77/+5V 79/Signal

80/+5V 81/Signal

80/+5V 82/Signal

41+ 42-

12V Power Supply

12V Power Supply

12V Power Supply

12V Power Supply

12V Power Supply

12V Power Supply

41+ 42-